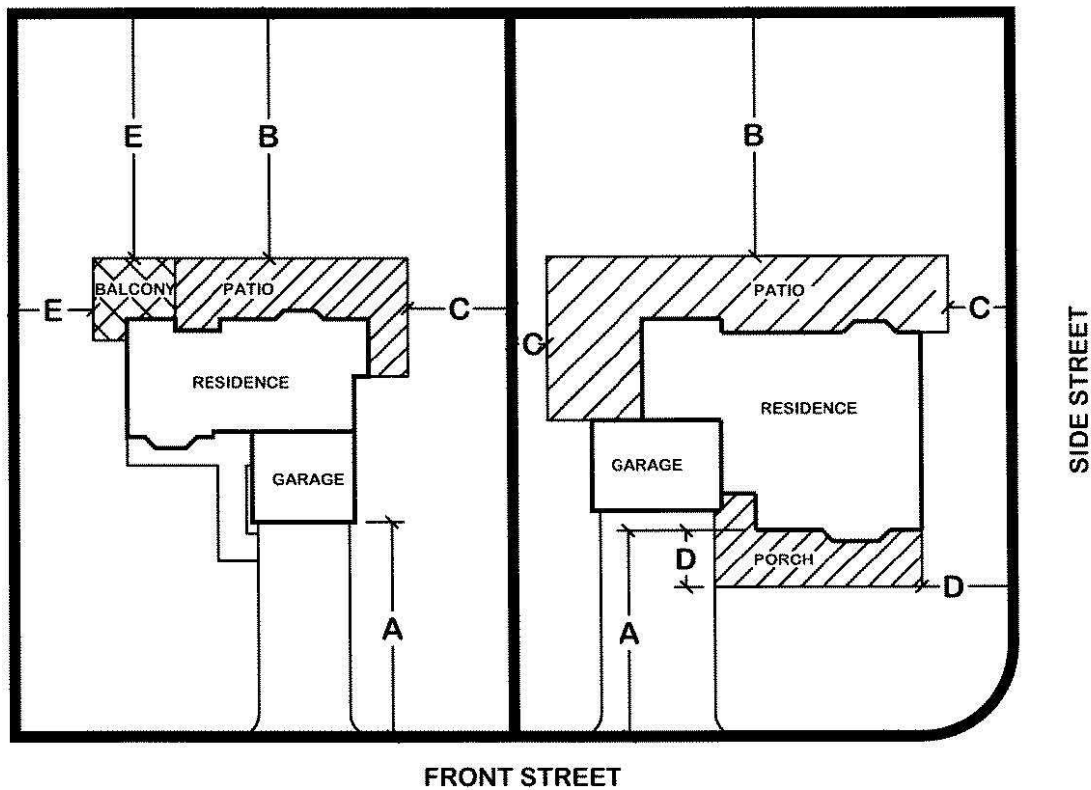


Attached Patio Covers, Pergolas, and Awnings



- A - Required front yard setback
- B & C - Not closer than 10 feet from the rear property line (Figure 2) and 5 feet from a side property line, measured from the bearing wall or post, provided that the roof area encroaching into the rear setback does not exceed one-third of the area of the required rear yard.
- B - The required setback may be reduced to 5 feet from the rear property line, measured from the bearing wall or post, provided that the yard is bounded by a solid masonry fence at least 5 feet in height. Eaves and overhangs may extend 12 inches into the reduced 5-foot rear setback. (Figure 1)
- C - Eaves and overhangs may extend one foot into the 5-foot side setback.
- D - Front porches may encroach 6 feet into a required front yard setback, 1 foot into a side yard
- E - Balconies may encroach 6 feet into a front or rear yard setback, 1 foot into a side yard

- For single-family attached developments with one single-family attached unit per each individual lot, the restriction on roof area not exceeding one-third of the area of the required rear yard shall not apply.
- Detached shade structures are treated as "Accessory Structures."
- Elevations shall show eaves and overhangs.
- Must comply with applicable Building Code requirements.

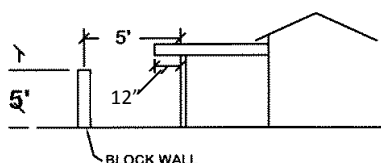


FIGURE 1

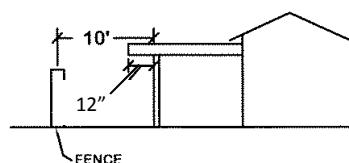


FIGURE 2

TOTAL SQ. FT. OF REQUIRED REAR YARD DIVIDED BY 3 = MAX. SQUARE FEET OF PATIO COVER

FIGURE 3